

1 Rookie (A Main)

Round: M

Driver Name	Car #	Mfr	Laps/Time	Fast Lap	Avg Lap	From Lead	Top 15 Avg	Points	Seed #
1 Jonathon Worden	93	RC	50/11:00.610	3.200	3.797		3.326	1	1
2 Daniel Starner	1	RC	50/11:02.140	3.400	4.372	1.530	3.676	2	4
3 Darren Fout	11	RC	47/11:04.070	3.360	4.126	3 Laps	3.546	3	2
4 Chris Rowe	23	RC	44/11:02.250	3.270	4.274	6 Laps	3.494	4	4
5 Matt Dillon	N/A	RC	44/11:02.660	3.500	4.426	6 Laps	3.737	5	2

2 Late Model (A Main)

Round: M

Driver Name	Car #	Mfr	Laps/Time	Fast Lap	Avg Lap	From Lead	Top 15 Avg	Points	Seed #
1 MC	32	RC	50/3:35.541	3.040	3.370		3.105	1	2
2 Dusty Smith	21	RC	50/3:36.141	3.029	3.391	0.600	3.100	2	3
3 Larry McLendon	72	RC	48/3:38.071	3.120	3.559	2 Laps	3.262	3	1
4 Quincey Wilson	51	RC	47/3:37.461	3.140	3.684	3 Laps	3.207	4	4
5 Jordan Dees	128	RC	10/49.751 (DNF)	3.170	4.976	40 Laps		5	5

3 UMP Modified (A Main)

Round: M

Driver Name	Car #	Mfr	Laps/Time	Fast Lap	Avg Lap	From Lead	Top 15 Avg	Points	Seed #
1 Jordan Dees	128	RC	50/2:59.790	3.110	3.596		3.188	1	2
2 MC	45	RC	46/3:02.530	3.180	3.969	4 Laps	3.258	2	1
3 Zach Dillon	D20	RC	46/3:03.100	3.150	3.981	4 Laps	3.225	3	2
4 Chris Rowe	23	RC	8/1:38.800 (DNF)	3.750	12.350	42 Laps		4	4







4 Nascar Cup Series (A Main)

Round: M

Driver Name	Car #	Mfr	Laps/Time	Fast Lap	Avg Lap	From Lead	Top 15 Avg	Points	Seed #
1 Larry McLendon	72	RC	50/8:26.921	3.140	3.639		3.273	1	1
2 Jordan Dees	J7	RC	50/8:27.491	3.330	3.908	0.569	3.377	2	2
3 MC	45	RC	50/8:27.881	3.160	3.828	0.960	3.379	3	3
4 Zach Dillon	D20	RC	48/8:28.361	3.240	4.128	2 Laps	3.330	4	4
5 Quincey Wilson	51	RC	39/8:27.101	3.350	4.602	11 Laps	3.578	5	6
6 Matt Dillon	57	RC	38/8:29.441	3.700	5.162	12 Laps	4.033	6	5






5 Asphalt Modified (A Main)

Round: M

	Driver Name	Car #	Mfr	Laps/Time	Fast Lap	Avg Lap	From Lead	Top 15 Avg	Points	Seed #
1	Zach Dillon	D20		50/8:49.170	3.029	4.299		3.178	1	3
2	Larry McLendon	72		50/8:51.970	3.300	4.003	2.800	3.433	2	1
3	MC	45		50/8:55.179	3.300	4.064	6.010	3.490	3	2
4	Jordan Dees	J7		49/8:51.500	2.990	4.463	1 Lap	3.206	4	3
5	Quincey Wilson	22		47/8:53.650	3.060	4.804	3 Laps	3.274	5	5
6	Matt Dillon	57		37/8:50.690	3.400	5.662	13 Laps	3.648	6	6






6 Street Stock (A Main)

Round: M

	Driver Name	Car #	Mfr	Laps/Time	Fast Lap	Avg Lap	From Lead	Top 15 Avg	Points	Seed #
1	Larry McLendon	72		50/5:53.270	3.279	3.668		3.350	1	2
2	MC	45		50/5:55.710	3.210	3.674	2.440	3.317	2	1
3	Jordan Dees	J7		49/5:54.260	3.180	3.866	1 Lap	3.317	3	5
4	Quincey Wilson	51		49/5:54.990	3.259	3.778	1 Lap	3.355	4	4
5	Dusty Smith	21		42/5:53.720	3.310	4.176	8 Laps	3.400	5	3





7 Nascar Truck Series (A Main)

Round: M

	Driver Name	Car #	Mfr	Laps/Time	Fast Lap	Avg Lap	From Lead	Top 15 Avg	Points	Seed #
1	MC	45		50/6:02.650	3.140	3.959		3.250	1	1
2	Quincey Wilson	51		49/6:03.420	3.200	4.027	1 Lap	3.279	2	3
3	Jordan Dees	J7		49/6:05.470	3.370	4.188	1 Lap	3.455	3	1
4	Dusty Smith	21		47/6:04.640	3.240	4.272	3 Laps	3.387	4	3
5	Jonathon Worden	93		10/3:17.850 (DNF)	4.019	5.972	40 Laps		5	5

8 Super Late Model (A Main)

Round: M

	Driver Name	Car #	Mfr	Laps/Time	Fast Lap	Avg Lap	From Lead	Top 15 Avg	Points	Seed #
1	MC	45		50/4:48.960	2.910	3.347		3.027	1	1
2	Larry McLendon	72		50/4:51.430	2.990	3.395	2.470	3.060	2	1
3	Dusty Smith	21		48/4:51.190	3.009	3.618	2 Laps	3.149	3	4
4	Quincey Wilson	22		43/4:50.170	3.160	3.965	7 Laps	3.285	4	3



Main Results

9 LOSI Nascar (A Main)

Round: M

	Driver Name	Car #	Mfr	Laps/Time	Fast Lap	Avg Lap	From Lead	Top 15 Avg	Points	Seed #
1	MC	34		50/4:02.611	2.910	3.400		2.997	1	1
2	Larry McLendon	19		50/4:02.791	2.930	3.446	0.180	3.046	2	2