









1 604 Late Model (A Main)

Round: M

	Driver Name	Car #	Mfr	Laps/Time	Fast Lap	Avg Lap	From Lead	Top 15 Avg	Points	Seed #
1	Dakota Hunt	7		50/5:37.170	3.160	3.668		3.283	1	2
2	MC	32		50/5:37.980	3.140	3.632	0.810	3.255	2	1
3	Trent Schriefer	4		50/5:40.410	3.370	3.874	3.240	3.487	3	4
4	Larry McLendon	72		49/5:40.020	3.320	3.920	1 Lap	3.407	4	3
5	Quincey Wilson	51		17/5:43.400	4.170	6.771	33 Laps		5	5




2 Street Stock (A Main)

Round: M

	Driver Name	Car #	Mfr	Laps/Time	Fast Lap	Avg Lap	From Lead	Top 15 Avg	Points	Seed #
1	Larry McLendon	72		50/3:07.131	3.170	3.743		3.309	1	1
2	Dakota Hunt	101		50/3:10.041	3.210	3.801	2.910	3.304	2	2
3	Dusty Smith	21		39/3:09.121	3.310	4.850	11 Laps	3.469	3	
4	Quincey Wilson	K51		10/1:50.081 (DNF)	4.010	11.009	40 Laps		4	4
5	MC	45		2/21:39.0 (DNF)	3.630	10.696	48 Laps		5	3




3 Nascar Cup Series (A Main)

Round: M

	Driver Name	Car #	Mfr	Laps/Time	Fast Lap	Avg Lap	From Lead	Top 15 Avg	Points	Seed #
1	Larry McLendon	72		50/4:33.410	3.130	3.502		3.231	1	1
2	Dusty Smith	21		50/4:35.010	3.040	3.528	1.600	3.183	2	2
3	Quincey Wilson	51		0/0.000 (DNS)			50 Laps		3	3





4 Nascar Truck Series (A Main)

Round: M

	Driver Name	Car #	Mfr	Laps/Time	Fast Lap	Avg Lap	From Lead	Top 15 Avg	Points	Seed #
1	Dusty Smith	21		50/3:36.690	3.170	4.334		3.245	1	1
2	MC	45		50/3:38.710	3.170	4.375	2.020	3.271	2	2
3	Larry McLendon	72		50/3:39.150	3.279	4.383	2.460	3.323	3	3
4	Quincey Wilson	51		4/1:09.750 (DNF)	4.140	17.438	46 Laps		4	4



5 Super Late Model (A Main)

Round: M

	Driver Name	Car #	Mfr	Laps/Time	Fast Lap	Avg Lap	From Lead	Top 15 Avg	Points	Seed #
1	Dakota Hunt	7		50/4:14.561	3.050	3.557		3.106	1	2
2	Larry McLendon	72		50/4:14.811	3.040	3.507	0.250	3.125	2	1
3	MC	45		50/4:15.961	3.070	3.553	1.400	3.167	3	3
4	Dusty Smith	21		48/4:13.881 (DNF)	3.050	3.767	2 Laps	3.142	4	4
5	Quincey Wilson	22		3/28.961 (DNF)	2.840	9.654	47 Laps		5	5

6 LOSI Nascar (A Main)

Round: M

	Driver Name	Car #	Mfr	Laps/Time	Fast Lap	Avg Lap	From Lead	Top 15 Avg	Points	Seed #
1	MC	32		50/2:58.230	3.070	3.565		3.164	1	1
2	Larry McLendon	19		50/3:01.020	3.050	3.621	2.790	3.154	2	2
3	Quincey Wilson	5		46/3:00.840	3.279	3.932	4 Laps	3.368	3	3