












1 604 Late Model (A Main)

Round: M

	Driver Name	Car #	Mfr	Laps/Time	Fast Lap	Avg Lap	From Lead	Top 15 Avg	Points	Seed #
1	Larry McLendon	72		100/12:54.891	3.070	3.399		3.150	1	1
2	Dakota Hunt	7		97/12:56.861	3.170	3.618	3 Laps	3.220	2	1
3	Quincey Wilson	51		97/12:57.511	3.090	3.776	3 Laps	3.215	3	3
4	Drill Bit	317		90/12:58.521	3.180	3.989	10 Laps	3.383	4	5
5	Ace Kemp	7		88/12:55.181	3.160	3.946	12 Laps	3.249	5	6
6	MC	45		16/3:13.831 (DNF)	3.190	4.236	84 Laps		6	4






2 Street Stock (A Main)

Round: M

	Driver Name	Car #	Mfr	Laps/Time	Fast Lap	Avg Lap	From Lead	Top 15 Avg	Points	Seed #
1	Dakota Hunt	101		50/6:24.490	3.150	3.666		3.242	1	1
2	MC	45		49/6:27.620	3.230	3.904	1 Lap	3.342	2	5
3	Larry McLendon	72		47/6:28.140	3.070	3.799	3 Laps	3.250	3	1
4	Dusty Smith	21		46/6:25.089	3.300	4.034	4 Laps	3.369	4	3
5	Ace Kemp	7		44/6:25.970	3.270	4.255	6 Laps	3.460	5	4
6	Quincey Wilson	K51		36/6:26.960	3.320	4.863	14 Laps	3.586	6	6






3 Nascar Cup Series (A Main)

Round: M

	Driver Name	Car #	Mfr	Laps/Time	Fast Lap	Avg Lap	From Lead	Top 15 Avg	Points	Seed #
1	Dusty Smith	21		50/3:20.430	2.960	3.502		3.108	1	1
2	Larry McLendon	73		50/3:20.630	3.070	3.512	0.200	3.122	2	2
3	Quincey Wilson	51		46/3:24.180	3.320	3.868	4 Laps	3.397	3	2
4	Ace Kemp	7		11/58.350 (DNF)	3.200	5.305	39 Laps		4	4
5	MC	45		0/0.000 (DNS)			50 Laps		5	5





4 Nascar Truck Series (A Main)

Round: M

	Driver Name	Car #	Mfr	Laps/Time	Fast Lap	Avg Lap	From Lead	Top 15 Avg	Points	Seed #
1	Larry McLendon	72		50/3:01.360	3.170	3.628		3.261	1	2
2	MC	45		50/3:03.000	3.130	3.660	1.639	3.229	2	3
3	Drill Bit	317		48/3:02.000	3.200	3.792	2 Laps	3.290	3	4
4	Dusty Smith	21		48/3:05.050	3.130	3.856	2 Laps	3.210	4	1
5	Quincey Wilson	51		0/0.000 (DNS)			50 Laps		5	5





5 Asphalt Modified (A Main)

Round: M

	Driver Name	Car #	Mfr	Laps/Time	Fast Lap	Avg Lap	From Lead	Top 15 Avg	Points	Seed #
1	Dusty Smith	21		50/9:15.400	3.110	3.781		3.255	1	1
2	Larry McLendon	72		48/9:16.450	3.050	3.845	2 Laps	3.164	2	1
3	Ace Kemp	7		44/9:20.820	3.000	4.368	6 Laps	3.263	3	4
4	Quincey Wilson	22		42/9:16.630	3.310	4.342	8 Laps	3.442	4	3
5	Drill Bit	N/A		41/9:17.520	3.130	4.608	9 Laps	3.335	5	5





6 Super Late Model (A Main)

Round: M

	Driver Name	Car #	Mfr	Laps/Time	Fast Lap	Avg Lap	From Lead	Top 15 Avg	Points	Seed #
1	Larry McLendon	72		50/2:49.669	2.910	3.394		3.000	1	1
2	Dakota Hunt	101		48/2:52.240	2.950	3.589	2 Laps	3.052	2	1
3	Dusty Smith	21		46/2:51.310	2.960	3.725	4 Laps	3.070	3	4
4	MC	32		5/31:350 (DNF)	3.180	6.269	45 Laps		4	3

7 LOSI Nascar (A Main)

Round: M

	Driver Name	Car #	Mfr	Laps/Time	Fast Lap	Avg Lap	From Lead	Top 15 Avg	Points	Seed #
1	Larry McLendon	19		50/3:29.150	3.020	3.295		3.104	1	2
2	Quincey Wilson	5		50/3:31.030	3.090	3.300	1.880	3.152	2	3
3	MC	32		50/3:31.620	3.040	3.390	2.470	3.114	3	1
4	Ace Kemp	07		39/3:31.990	3.120	4.388	11 Laps	3.361	4	4