






## 1 604 Late Model (A Main)

Round: M

Driver Name	Car #	Mfr	Laps/Time	Fast Lap	Avg Lap	From Lead	Top 15 Avg	Points	Seed #
1 Quincey Wilson	51		50/4:26.181	3.140	3.603		3.200	1	1
2 MC	45		48/4:26.940	3.060	3.828	2 Laps	3.184	2	4
3 Trent Schriefer	4		46/4:26.421	3.320	3.996	4 Laps	3.496	3	2
4 Beckham Smith	22		10/1:19.061 (DNF)	3.330	5.128	40 Laps		4	2




## 2 Street Stock (A Main)

Round: M

Driver Name	Car #	Mfr	Laps/Time	Fast Lap	Avg Lap	From Lead	Top 15 Avg	Points	Seed #
1 MC	45		50/3:49.910	3.300	3.781		3.369	1	1
2 Quincey Wilson	K51		49/3:57.610	3.250	4.027	1 Lap	3.340	2	2
3 Beckham Smith	1		44/3:54.370	3.510	4.585	6 Laps	3.716	3	3




## 3 Nascar Cup Series (A Main)

Round: M

Driver Name	Car #	Mfr	Laps/Time	Fast Lap	Avg Lap	From Lead	Top 15 Avg	Points	Seed #
1 Dusty Smith	21		50/3:40.011	3.060	3.799		3.198	1	2
2 MC	45		50/3:41.551	2.960	3.827	1.540	3.122	2	1
3 Quincey Wilson	51		45/3:39.641 (DNF)	3.340	4.303	5 Laps	3.422	3	3



## 4 Nascar Truck Series (A Main)

Round: M

Driver Name	Car #	Mfr	Laps/Time	Fast Lap	Avg Lap	From Lead	Top 15 Avg	Points	Seed #
1 Quincey Wilson	51		50/3:06.220	3.180	3.725		3.303	1	1
2 Dusty Smith	21		50/3:07.190	3.130	3.744	0.970	3.228	2	2
3 MC	45		47/3:05.340 (DNF)	3.210	3.944	3 Laps	3.255	3	2

## 5 Asphalt Sprint Car (A Main)

Round: M

Driver Name	Car #	Mfr	Laps/Time	Fast Lap	Avg Lap	From Lead	Top 15 Avg	Points	Seed #
1 MC	45		30/2:19.130	3.310	3.833		3.398	1	
2 Dusty Smith	21		30/2:22.940	3.270	3.963	3.810	3.383	2	



# Main Results

## 6 LOSI Nascar (A Main)

Round: M

	Driver Name	Car #	Mfr	Laps/Time	Fast Lap	Avg Lap	From Lead	Top 15 Avg	Points	Seed #
1	MC	32		50/2:46.740	2.900	3.335		2.985	1	
2	Quincey Wilson	5		45/2:45.450 (DNF)	3.000	3.677	5 Laps	3.081	2	