










1 604 Late Model (A Main)

Round: M

	Driver Name	Car #	Mfr	Laps/Time	Fast Lap	Avg Lap	From Lead	Top 15 Avg	Points	Seed #
1	Larry McLendon	72		50/8:31.431	3.190	3.685		3.271	1	1
2	Dusty Smith	21		50/8:31.561	3.140	3.663	0.130	3.236	2	3
3	MC	45		50/8:31.881	3.170	3.767	0.450	3.283	3	2
4	Quincey Wilson	51		50/8:32.181	3.140	3.844	0.750	3.182	4	4
5	Trent Schriefer	4		44/8:34.401	3.800	4.511	6 Laps	3.939	5	5





2 Street Stock (A Main)

Round: M

	Driver Name	Car #	Mfr	Laps/Time	Fast Lap	Avg Lap	From Lead	Top 15 Avg	Points	Seed #
1	Larry McLendon	72		50/3:15.961	3.240	3.920		3.340	1	1
2	MC	45		48/3:17.331	3.320	4.112	2 Laps	3.440	2	2
3	Quincey Wilson	K51		46/3:18.770	3.330	4.322	4 Laps	3.422	3	3
4	Beckham Smith	1		42/3:17.661	3.470	4.707	8 Laps	3.604	4	4





3 Nascar Cup Series (A Main)

Round: M

	Driver Name	Car #	Mfr	Laps/Time	Fast Lap	Avg Lap	From Lead	Top 15 Avg	Points	Seed #
1	Larry McLendon	73		50/5:04.461	3.120	3.565		3.203	1	1
2	MC	45		49/5:04.621	3.140	3.746	1 Lap	3.263	2	3
3	Quincey Wilson	51		47/5:05.521	3.279	3.835	3 Laps	3.363	3	2
4	Dusty Smith	21		40/5:07.391	3.090	4.179	10 Laps	3.197	4	4




4 Nascar Truck Series (A Main)

Round: M

	Driver Name	Car #	Mfr	Laps/Time	Fast Lap	Avg Lap	From Lead	Top 15 Avg	Points	Seed #
1	Dusty Smith	21		50/4:14.291	3.120	3.603		3.255	1	1
2	Larry McLendon	72		50/4:14.671	3.160	3.688	0.380	3.240	2	2
3	MC	45		47/4:15.981	3.370	3.915	3 Laps	3.444	3	4
4	Quincey Wilson	51		45/4:17.021	3.380	4.134	5 Laps	3.472	4	3




5 Asphalt Sprint Car (A Main)

Round: M

	Driver Name	Car #	Mfr	Laps/Time	Fast Lap	Avg Lap	From Lead	Top 15 Avg	Points	Seed #
1	MC	45		30/1:57.431	3.160	3.915		3.238	1	1
2	Larry McLendon	72		29/1:57.221 (DNF)	3.270	4.043	1 Lap	3.368	2	2
3	Dusty Smith	21		0/0.000 (DNS)			30 Laps		3	3




6 Asphalt Modified (A Main)

Round: M

	Driver Name	Car #	Mfr	Laps/Time	Fast Lap	Avg Lap	From Lead	Top 15 Avg	Points	Seed #
1	Larry McLendon	72		50/2:58.111	3.050	3.563		3.162	1	1
2	Dusty Smith	21		48/2:58.300	2.980	3.715	2 Laps	3.120	2	2
3	Quincey Wilson	22		44/3:00.161	3.070	4.095	6 Laps	3.199	3	3

7 LOSI Nascar (A Main)

Round: M

	Driver Name	Car #	Mfr	Laps/Time	Fast Lap	Avg Lap	From Lead	Top 15 Avg	Points	Seed #
1	MC	32		50/3:24.261	3.040	3.399		3.126	1	1
2	Larry McLendon	19		50/3:24.511	3.009	3.420	0.250	3.076	2	3
3	Quincey Wilson	5		49/3:24.711	3.060	3.507	1 Lap	3.150	3	2