










1 604 Late Model (A Main)

Round: M

Driver Name	Car #	Mfr	Laps/Time	Fast Lap	Avg Lap	From Lead	Top 15 Avg	Points	Seed #
1 Mark Swain	15		49/2:52.639 (DNF)	3.029	3.524		3.103	1	4
2 Dusty Smith	21		48/2:51.620 (DNF)	3.070	3.576	1 Lap	3.200	2	1
3 MC	45		47/2:51.070 (DNF)	3.080	3.640	2 Laps	3.186	3	2
4 Quincey Wilson	51		46/2:53.550 (DNF)	3.080	3.773	3 Laps	3.149	4	2





2 Street Stock (A Main)

Round: M

Driver Name	Car #	Mfr	Laps/Time	Fast Lap	Avg Lap	From Lead	Top 15 Avg	Points	Seed #
1 Mark Swain	15		50/4:37.080	3.170	3.646		3.238	1	1
2 Quincey Wilson	K51		49/4:40.550	3.009	3.780	1 Lap	3.330	2	1
3 Dusty Smith	21		44/4:37.960	3.380	4.168	6 Laps	3.536	3	5
4 Beckham Smith	1		31/4:09.520 (DNF)	3.420	4.956	19 Laps	3.662	4	3
5 MC	45		0/0.000 (DNS)			50 Laps		5	4





3 Nascar Cup Series (A Main)

Round: M

Driver Name	Car #	Mfr	Laps/Time	Fast Lap	Avg Lap	From Lead	Top 15 Avg	Points	Seed #
1 Dusty Smith	21		50/6:49.140	3.200	3.854		3.263	1	1
2 Mark Swain	15		48/6:47.720 (DNF)	3.279	4.194	2 Laps	3.412	2	4
3 Quincey Wilson	51		48/6:48.230 (DNF)	3.090	4.160	2 Laps	3.402	3	2
4 MC	45		0/0.000 (DNS)			50 Laps		4	3

4 Nascar Truck Series (A Main)

Round: M

Driver Name	Car #	Mfr	Laps/Time	Fast Lap	Avg Lap	From Lead	Top 15 Avg	Points	Seed #
1 Dusty Smith	21		250/20:39.830	3.140	3.628		3.210	1	1
2 MC	45		246/20:38.930 (DNF)	3.230	3.703	4 Laps	3.307	2	2
3 Quincey Wilson	51		228/20:37.640 (DNF)	3.040	3.997	22 Laps	3.274	3	4
4 Mark Swain	15		123/12:35.300 (DNF)	3.210	4.281	127 Laps	3.279	4	2



Main Results

5 LOSI Nascar (A Main)

Round: M

	Driver Name	Car #	Mfr	Laps/Time	Fast Lap	Avg Lap	From Lead	Top 15 Avg	Points	Seed #
1	MC	32		50/2:48.460	3.009	3.181		3.064	1	
2	Quincey Wilson	5		49/2:51.950	3.040	3.314	1 Lap	3.149	2	