











1 604 Late Model (A Main)

Round: M

	Driver Name	Car #	Mfr	Laps/Time	Fast Lap	Avg Lap	From Lead	Top 15 Avg	Points	Seed #
1	Dakota Hunt	7		50/11:12.841	3.190	3.862		3.251	1	3
2	Quincey Wilson	51		50/11:13.231	3.110	3.893	0.390	3.208	2	1
3	Mark Swain	15		50/11:13.741	3.200	3.936	0.900	3.302	3	3
4	Dusty Smith	21		50/11:14.041	3.170	3.679	1.200	3.232	4	2
5	Beckham Smith	22		40/11:17.471	3.660	4.926	10 Laps	3.832	5	5
6	Darren Fout	11		39/11:16.011	3.460	4.926	11 Laps	3.744	6	6





2 Street Stock (A Main)

Round: M

	Driver Name	Car #	Mfr	Laps/Time	Fast Lap	Avg Lap	From Lead	Top 15 Avg	Points	Seed #
1	Dakota Hunt	101		126/13:27.831	3.200	3.833		3.237	1	4
2	Mark Swain	15		125/13:27.891	3.130	3.807	1 Lap	3.170	2	1
3	Jordan Dees	17		121/13:29.241	3.020	3.943	5 Laps	3.286	3	3
4	Quincey Wilson	K51		118/13:30.131	3.180	4.089	8 Laps	3.269	4	2
5	Beckham Smith	1		98/13:28.801	3.560	4.925	28 Laps	3.668	5	5





3 Nascar Cup Series (A Main)

Round: M

	Driver Name	Car #	Mfr	Laps/Time	Fast Lap	Avg Lap	From Lead	Top 15 Avg	Points	Seed #
1	Mark Swain	15		50/6:33.611	3.220	3.778		3.335	1	3
2	Dusty Smith	21		50/6:33.801	3.080	3.895	0.190	3.226	2	1
3	Quincey Wilson	51		48/6:35.081	3.290	4.461	2 Laps	3.407	3	2
4	Jordan Dees	17		42/6:34.751	3.310	4.497	8 Laps	3.553	4	3




4 Nascar Truck Series (A Main)

Round: M

	Driver Name	Car #	Mfr	Laps/Time	Fast Lap	Avg Lap	From Lead	Top 15 Avg	Points	Seed #
1	Quincey Wilson	51		50/4:23.821	3.210	3.873		3.362	1	2
2	Dusty Smith	21		49/4:20.721 (DNF)	3.140	3.679	1 Lap	3.226	2	1
3	Mark Swain	15		49/4:22.211	3.200	3.860	1 Lap	3.327	3	2
4	Jordan Dees	17		0/0.000 (DNS)			50 Laps		4	4




5 UMP Modified (A Main)

Round: M

	Driver Name	Car #	Mfr	Laps/Time	Fast Lap	Avg Lap	From Lead	Top 15 Avg	Points	Seed #
1	Jordan Dees	128		50/2:58.821	3.110	3.577		3.194	1	1
2	Dusty Smith	21		48/2:59.371	3.120	3.737	2 Laps	3.201	2	2
3	Darren Fout	11		40/2:59.321	3.410	4.484	10 Laps	3.541	3	3

6 Asphalt Modified (A Main)

Round: M

	Driver Name	Car #	Mfr	Laps/Time	Fast Lap	Avg Lap	From Lead	Top 15 Avg	Points	Seed #
1	Dusty Smith	21		50/3:20.641	3.200	4.013		3.304	1	1
2	Quincey Wilson	22		46/3:22.520	3.040	4.402	4 Laps	3.152	2	3
3	Jordan Dees	23		10/1:00.811 (DNF)	3.279	6.082	40 Laps		3	2